



# PS5 Summary Display Manual




2021.10.27 SIE CS Dept. Takashima

**CONFIDENTIAL**  
Sony Interactive Entertainment

©Sony Interactive Entertainment



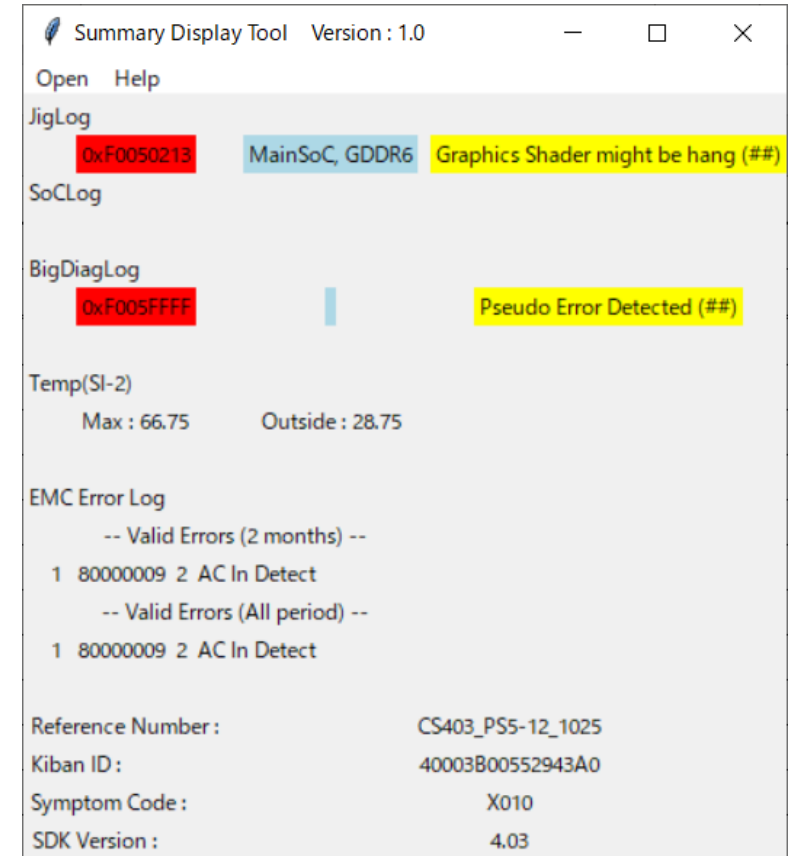
# Revision list

No.	Rev.	Date	Discription	Drown by	Checked by	Approved by
-	01	2021/10/27	First release			

# Regarding Summary Display

# Regarding Summary Display

- This tool can get the following information from Log files.
  - Error code, Estimated bad device, Error message
  - (Only SI-2) SoC Temperature, Outside Temperature
  - EMC Error Summary
  - Reference Number
  - Board ID
  - Symptom Code:
  - SDK Version
- This tool has three modes.
  - 1) Automatically run from JIG SW when a test is failed
  - 2) Choose log file by myself
  - 3) Choose analyzed file.



# Settings

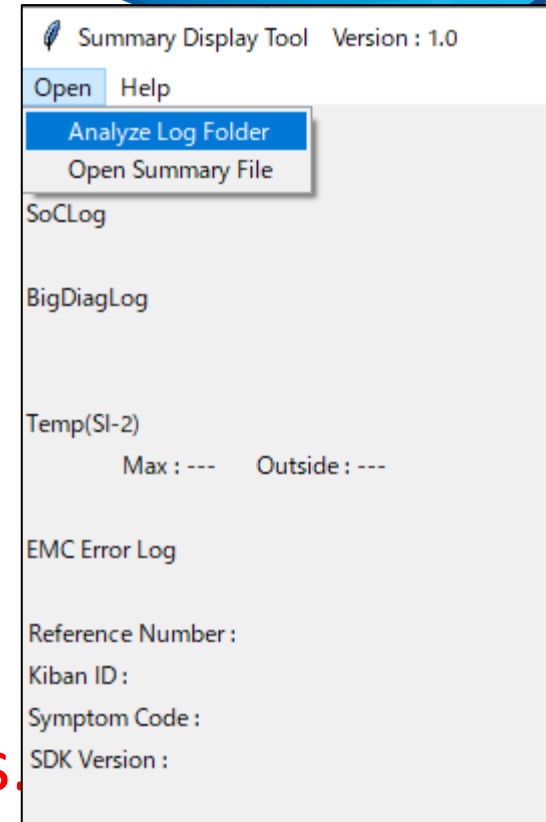
# Settings

- Download the file (dg-ps5-0151e-xx) on SHIP and unzip it on JIG PC. (C:¥SummaryDisplay¥[each files])
- Download "EMC Log Viewer 2.3.1 or later" on SHIP and unzip it on JIG PC. (refer to IN-PS5-0043e-xx)
- Download the JIG SW of the latest version on SHIP and unzip it on JIG PC. (dg-ps5-0021e-12/dg-ps5-0051e-10)

# Manual operation

# Manual operation (1/2)

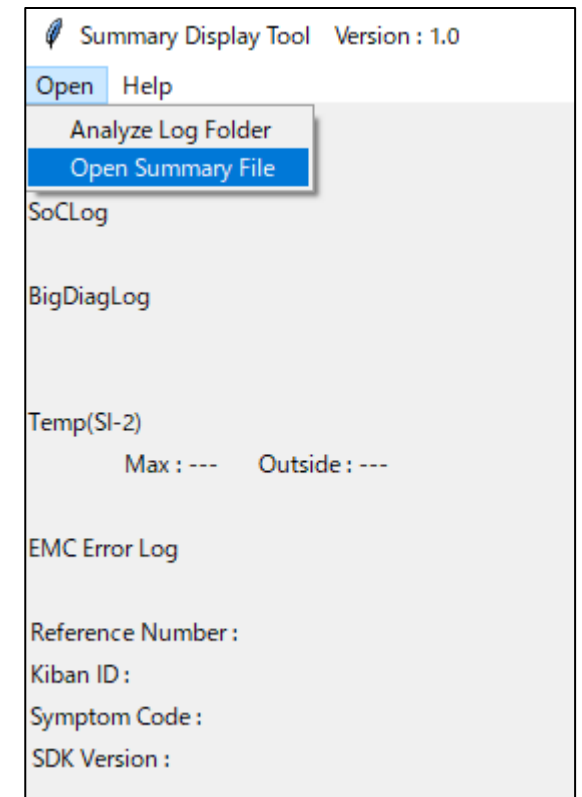
- Run C:¥SummaryDisplay¥LogAnalyzer.exe
- Choose "Open" -> "Analyze Log Folder"
- Choose the folder that has the JigLog file.
- This tool displays the summary information of log files.
- The summary information is saved to a CSV file in the same folder.





## Manual operation (2/2)

- Choose "Open" -> "Open Summary File" when you'd like to see the created CSV file.
- Choose the CSV file created by this tool.
- Display the summary information.



# Automatically Run

# Automatically Run

- This tool is automatically run by JIG SW when a test is failed.  
(dg-ps5-0021e-12/dg-ps5-0051e-10)
- The summary information is saved to a CSV file in the same folder as the JigLog file.
- [Limitations] As window size has a bug, change it with the mouse by yourself.

EOF